

Description

Part #


Picture

in 2025 Kit

AXLES

2 Axle


32062



32

3 Axle

4519



48

#3 Axle w/ stud

6587



4

#4 Axle

3705



16

4 Axle w/ stop

87083



4

#5 Axle

32073



12

#5.5 Axle w/ stop

32209







2

#6 Axle





3706




















16

#7 Axle	44294		16
#8 Axle	3707		8
#10 Axle	3737		4
#12 Axle	3708		2









Connectors






#1 Angle Connector	32013		12
#2 Angle Connector	32034		4
#3 Angle Connector	32016		4
#4 Angle Connector	32192		4

#5 Angle Connector	32015		4
#6 Angle Connector	32014		8
Axle Joiner Inline Smooth	6538c		32
Axle Connector Double Rubber	45590		8
Axle Joiner Perpendicular	6536		48
Axle Joiner Perpendicular 3 Long	32184		8
Axle Joiner Perpendicular Double	32291		8
Axle Joiner Perpendicular Double Split	41678		6
Axle Joiner Perpendicular Triple	63869		8




Axle Joiner Perpendicular w/ 2 Holes	42003		12
Bionicle Tooth	x346		8
Pin Connector	62462		4
Pin Connector Perpendicular Double 3 Long	32557		8
Pin Connector Perpendicular 2 x 2 Bent	44809		4
Pole Reverser	6553		4
Axle Connector w/ Axle Hole	32039		4
Axle Connector Hub w/ 3 Axles	57585		2








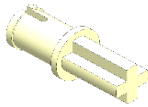

Liftarms Thick


1 x 2 Liftarm w/ Axle Hole	60483		8
1 x 3 Liftarm	32523		16
1 x 5 Liftarm	32316		11
1 x 5 Liftarm Bent (2 x 4)	32140		12
1 x 7 Liftarm	32524		16
1 x 7 Liftarm Bent (4 x 4)	32348		16
1 x 7 Liftarm Bent (3 x 5)	32526		8
1 x 9 Liftarm	40490		10


1 x 9 Liftarm Bent (3 x 7)	32271		4
1 x 11 Liftarm	32525		10
1 x 11.5 Liftarm Double Bent	32009		6
1 x 13 Liftarm	41239		10
1 x 15 Liftarm	32278		14

Pins

Pin 1/2	4274		16
Pin 3/4	32002		16
Pin w/out Friction	3673		25


Pin w/ Friction	2780		122
Pin Long w/ Friction	6558		40
Pin Long w/ out Friction	32556		13
Pin w/ Friction 3 Long w/ Stop Bush	32054		16
Pin w/ Towball	6628		8
Axle w/ Towball	2736		2
Axle Pin w/ Friction	43093		80
Axle Pin w/ out Friction	3749		20
Pin Connector Perpendicular 3 Long w/ 4 Pins	48989		12


Pin Connector Perpendicular 3 x 3 Bent w/ 4 Pins	55615		4
--------------------------------------------------------	-------	-----------------------------------------------------------------------------------	---


Pin Double w/ Axle Hole	32138		4
----------------------------	-------	-----------------------------------------------------------------------------------	---


Gears

8 Tooth	3647		8
---------	------	-----------------------------------------------------------------------------------	---










12 Tooth Double Bevel	32270		4
--------------------------	-------	-----------------------------------------------------------------------------------	---

12 Tooth Single Bevel	6589		3
--------------------------	------	--------------------------------------------------------------------------------------	---

16 Tooth	4019		6
----------	------	--------------------------------------------------------------------------------------	---

20 Tooth Double Bevel	32269		12
--------------------------	-------	--------------------------------------------------------------------------------------	----

24 Tooth	3648		6
----------	------	--------------------------------------------------------------------------------------	---

36 Tooth Double Bevel	32498		2
40 Tooth	3649		4
Bush 1/2	4265c		42
Bush	3713		42
Cam	6575		2
Differential	6573		1
Gear Rack 1 x 4	3743		4
Knob Wheel	32072		2
Pulley Wheel	4185		4

Worm Gear

4716




2

Liftarms Thin

1 x 3 Liftarm Thin


6632



16

Triangle

2905

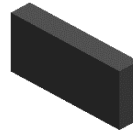


4

Plates / Tiles

1 x 2 Tile


3069b



4

1 x 2 Plate


3023



8

1 x 4 Plate


3710



4

1 x 6 Plate


3666








4

1 x 8 Plate




3460









4



2 x 2 Round Dish	2654		2
2 x 2 Plate Round	4032b		4
2 x 4 Plate w/ holes	3709b		4
2 x 6 Plate w/ holes	32001		4
2 x 8 Plate w/ holes	3738		4

Bricks

1 x 1 Cone	4589		3
1 x 2 w/ axle hole	32064		4
1 x 2 w/ Hole	3700		4

1 x 4 w/ Holes	3701		4
1 x 6 w/ Holes	3894		2
1 x 8 w/ Holes	3702		2
1 x 12 w/ Holes	3895		2
1 x 14 w/ Holes	32018		4
2 x 2 Round	3941		2

Wheels

Wheel 30.4 x 20	56145		8
Technic Wedge Belt Wheel Tire	70162		4

Tire 56 x 26
Balloon

55976



2

Tire 43.2 x 22 ZR 44309



2